



Review Questions

God's Word

LESSON 1

1. What is the name of God's book? (Bible)
2. Name a man who helped write the Bible. (Moses)
3. How did Moses know what to write? (God told him.)
10. Say Psalm 68:11

LESSON 2

Review questions from Lesson 1

4. Is God's book a true book? (Yes)
5. Is it real or make-believe? (real)
11. Say Psalm 119:160

LESSON 3

Review questions from Lesson 1 and 2

6. Did Samuel follow God's rules? (Yes)
7. Did Eli's sons follow God's rules? (No)
8. Name a set of rules found in the Bible. (The Ten Commandments)
12. Say Psalm 119:16


LESSON 4

Review questions from Lesson 1, 2, 3

9. Whom did God take care of in the lion's den? (Daniel)

Name _____

Review Chart – God's Word
Lessons 1, 2, 3, 4



Give each child a picture of this bare tree. Ask questions each week until Star Award time. If child can answer each question asked, he can put a sticker on one of the branches. Make sure the child's name is on his own paper. Display the Review Charts on a wall or bulletin board. At the end of Lesson 4 Review session the children can take home their charts.



Review Questions God's Word

LESSON 5

1. Who is our best friend? (Jesus)
2. How do we know Jesus is our best friend? (The Bible tells us this. He loves us all the time.)
3. It says in Proverbs 17:17 that a “friend _____ at all times.” Can you fill in the blank? (loveth)
4. Whom did the Samaritan woman find for a friend when she went to the well? (Jesus)
5. Does Jesus love us even when we do things that are not right? (yes)

LESSON 6

Review questions in Lesson 5

6. Say Acts 10:30.
7. Name someone who Jesus helped. (The blind man)
8. Name two ways that you can be a friend by helping. (Answers will vary.)

Ready for Star Awards Activity #2 page 23

Name _____

REVIEW CHART

God's Word

Lessons 5, 6

Allow each child to place a sticker somewhere in the grid after each question he can answer each week. See if they can make some kind of design. At the end of Lesson 6 Review Session the children can take their charts home.



Review Questions God's Word

LESSON 7

1. Name two Bible characters who became close friends. (Jonathan and David)
9. How did Jonathan help David? (He kept his father from killing David)

LESSON 8

Review questions in Lesson 7

2. How did Dorcas help her friends? (She sewed for them)
3. How did Dorcas' friends help her? (Peter asked God to make her well)
4. Say Matthew 19:19.
8. Say Acts 10:38.

LESSON 9


Review questions in Lessons 7 and 8

5. Who helped the man who had been beaten and robbed? (The good Samaritan)
6. Did the priest stop to help the wounded man? (No)
7. Name two things you can do to help a friend or neighbor. (Answers will vary)

Ready for Star Awards Activity #3 page 33

Name _____

REVIEW CHART
God's Word
Lessons 7, 8, 9



Allow child to place a sticker inside the heart after each question is answered each week. At the end of Lesson 9 Review Session the children can take their chart home.



Review Questions

God's Word

LESSON 10

1. Say Proverbs 17:17.
2. Name one way that Tim was a friend to Andy. (He chose him to be on his team.)
3. Name two ways that you could be a friend to a new child in kindergarten or Sunbeams. (Answers will vary)
4. Say Matthew 19:19

LESSON 11

Review questions in Lesson 10.

7. What is a peacemaker? (Someone who keeps people from fighting.)
8. Who shared his land with his nephew? (Abraham)
9. How can you be a peacemaker? (Answers will vary)
10. Say Matthew 5:9.

LESSON 12


Review questions in Lessons 10 and 11.

5. What did the little boy share with Jesus? (His lunch of 2 fish and 5 loaves of bread)
6. Name two things you can share with someone. (Answers will vary)

Ready for Star Awards Activity # 4 page 44

Name _____

REVIEW CHART
God's Word
Lessons 10, 11, 12



For each question the child answers for each week let him color a different fish or portion of the picture.
At the end of Lesson 12 Review Session allow the children to take their pictures home.



Review Questions

God's Workers

LESSON 1

1. Who is the Rock upon whom the church is built? (Jesus)
2. Say Matthew 16:18b.
3. The wise man built his house upon the _____. (rock)
4. The foolish man built his house upon the _____. (sand)

LESSON 2

Review questions in Lesson 1.

5. Say 1 Corinthians 3:9.
6. What did Jesus' special friends go about doing? (Telling others about Jesus)

LESSON 3

Review questions in Lessons 1 and 2.

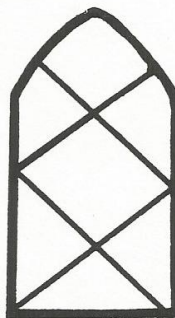

7. What can we do to help Jesus? (Tell others about Him. Invite others to church services to learn about Him.)
8. Where can you tell others about Jesus? (anywhere)

Ready for Star Awards Activity # 1 page 58



Name _____

REVIEW CHART
God's Workers
Lesson 1, 2, 3


Make a copy of the church and its parts for each child. Also make a copy of this page for each child. Allow the child to color the picture and add a different part of the church to his chart after each question he can answer each week. At the end of Lesson 3 Review Session the children can take their chart home.




3



2



1



Review Questions **God's Workers**

LESSON 4

1. Who leads our church family? (pastor)
2. Name the group of men who help him. (the deacons)
3. Say 1 Corinthians 3:9.
4. Name two others workers in the church besides the pastor and deacons. (Answer will vary)
5. Who is the pastor of our church?

LESSON 5

Review questions in Lesson 4.

6. Identify a church worker in our church.
7. Identify a church worker in our church.
8. Identify a church worker in our church.
9. Identify a church worker in our church.

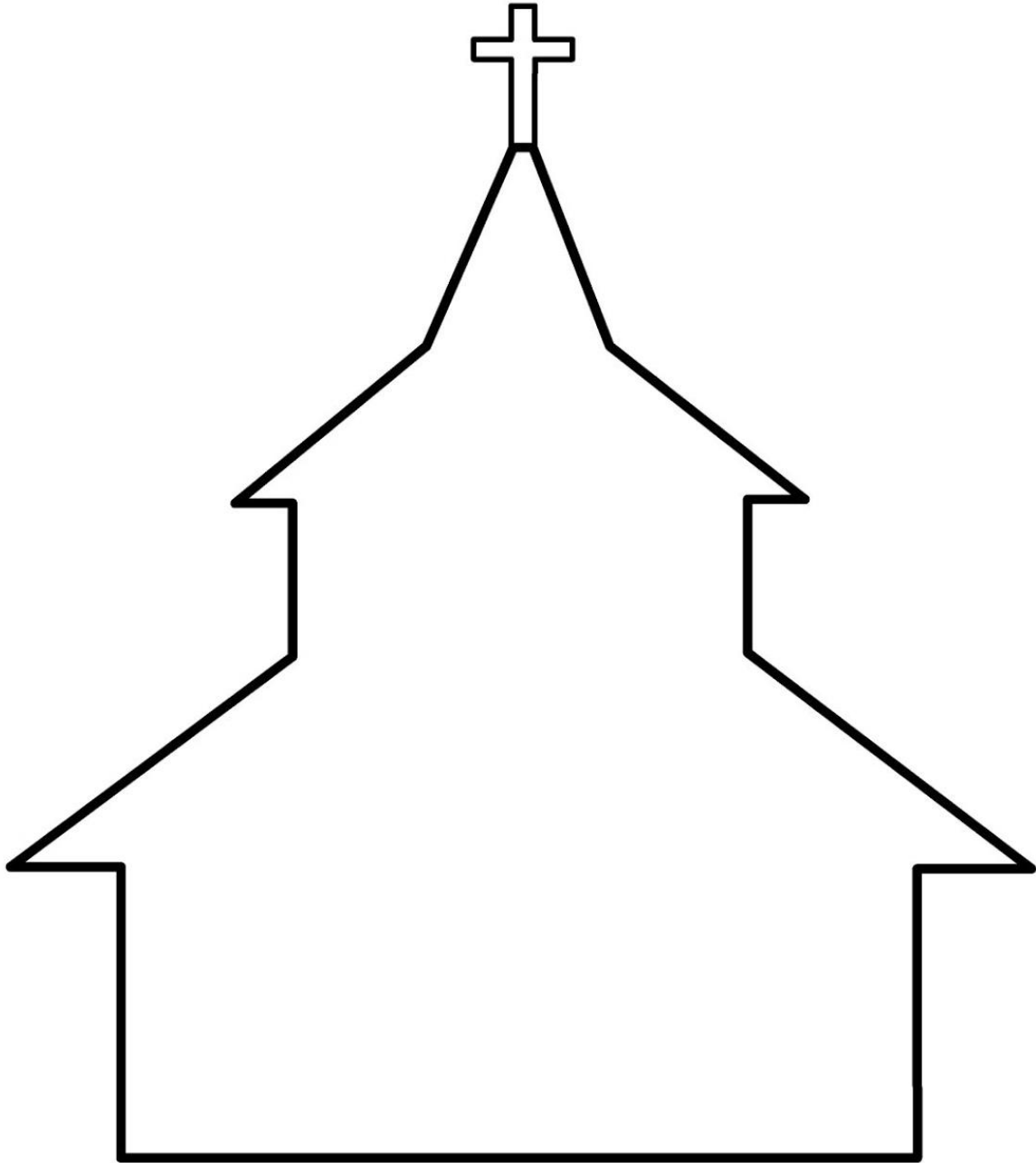
LESSON 6

Review questions in Lessons 4 and 5.

10. Say Matthew 5:14.
11. What is your job in the church? (Being a worshiper and obeying God's Word)
12. The way we act at church shows how much we love _____. (Jesus)

Name _____

REVIEW CHART
God's Workers
Lessons 4, 5, 6



Let each child place a heart sticker inside the church for each question he can answer each week. At the end of Lesson 6 Review Session let the children take their charts home.

Review Questions **God's Workers**

LESSON 7

1. Name two ways that we can show Jesus that we love him. (singing, praying, giving, reading the Bible)
2. When we worship we tell Jesus that we _____ Him. (love)
3. What is something our offerings help do? (send missionaries, pay for song books, pay pastor, etc.)

LESSON 8

Review questions in Lesson 7

4. Who gave the model prayer? (Jesus to his disciples)
5. When can we pray? (anytime)
6. Why do we pray? (God wants us to talk to him)
7. How do we pray? (quietly, thoughtfully, and thankfully)

LESSON 9


Review questions in Lessons 7 and 8.

8. Say the Model Prayer.
9. Does God always hear and answer our prayers? (Yes)

Ready for Star Awards Activity #3 page 83

Name _____

REVIEW CHART
God's Workers
Lessons 7, 8, 9, 10



Make a copy of the offering plate page and the coin page for each child.
For each question the child can answer each week allow him to
glue a coin in the offering plate. At the end of Lesson 10 Review
Session let the children take their charts home.



Review Questions **God's Workers**

LESSON 11

1. Who baptized Jesus? (John the Baptist)
2. Where was He baptized? (In the Jordan River)
3. Where do we baptize today? (In the church baptistry)
4. Baptism shows that we have had our _____ forgiven. (sins)

LESSON 12


Review question in Lesson 11.

5. _____ had the Last Supper with His disciples (helpers). (Jesus)
6. We have the Lord's Supper to remember _____. (Jesus)
7. The bread shows His _____ on the cross. (body)
8. The juice shows the _____ He shed. (blood)
9. Say Luke 22:19.

Ready for Star Awards Activity # 4 page 91

Name _____

REVIEW CHART
God's Workers
Lessons 11, 12



For each question the child answers let him place a red dot sticker inside the cross each week. After Lesson 12 Review Session allow the children to take their charts home.



Review Questions

God's Witnesses

LESSON 1

1. Who was the greatest missionary? (Jesus)
2. What is a missionary? (Someone who tells others about Jesus)
3. Where can one be a missionary? (anywhere)
4. Say Mark 16:15.

LESSON 2

Review questions from Lesson 1.

5. Whom did Jesus ask to help Him to tell others about God and His love? (His disciples)
6. How can we be missionaries? (Invite others to church; tell the story of Jesus to our friends)

LESSON 3

Review questions from Lessons 1 and 2

7. Name two ways we can be a missionary's helper. (Pray every day for them, and give our offering)
8. Do we have to give a lot of money before God will use it for missions? (No)

Ready for Star Awards Activity # I page 107

Name _____

REVIEW CHART
God's Witnesses
Lesson 1, 2, 3



Make a copy of this page for each child.
Have the child place his fingerprints (use a stamp pad) inside
the "land" portion for each question answered each week.
After Lesson 3 Review Session the children can take home
their Review Charts.



Review Questions

God's Witnesses

LESSONS 4, 5, 6, 7

Review questions will need to be made according to the facts that were taught during these lessons and the missionary families that were featured.

Ready for Star Awards Activity #2 page 120

LESSONS 8, 9, 10, 11

Review questions will need to be made according to the facts that were taught during these lessons and the missionary families that were featured.

Ready for Star Awards Activity #3 page 134


Lesson 12

Review questions will need to be made according to facts that were taught during this lesson as well as highlights from the entire missions study.

Ready for Star Awards Activity #4 page 139

Name _____


REVIEW CHART
God's Witnesses
Lessons 4, 5, 6, 7



Make a copy of this page for each child.
Let the child place stickers along the path for each question
answered each week. After Lesson 7 Review Session the children
can take their charts home.

Name _____

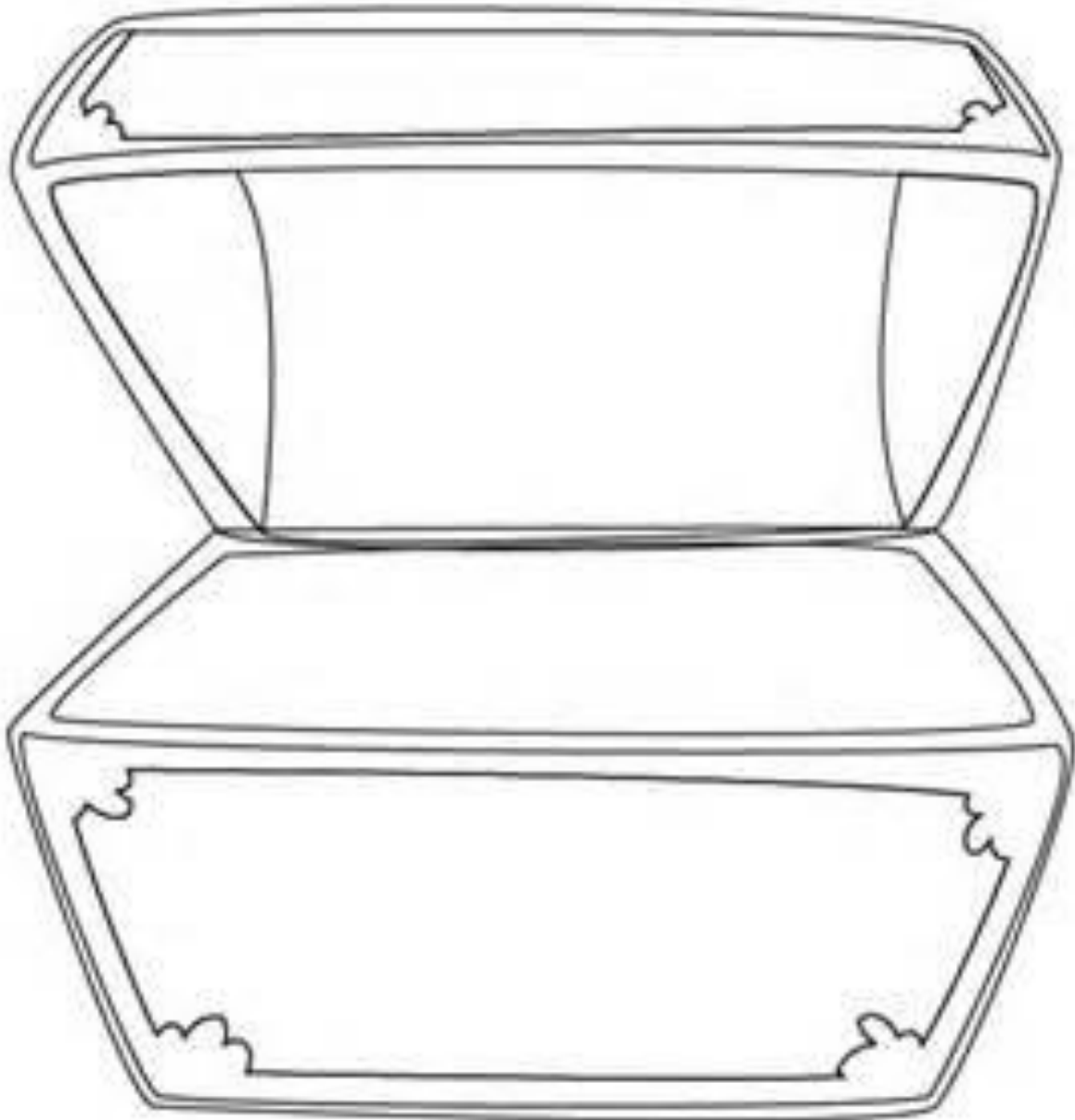
REVIEW CHART
God's Witnesses
Lessons 8, 9, 10, 11



Let the child use a stamper to stamp around the Bible for each question answered each week. After Lesson 11 Review Session the children can take their charts home.

Name _____

REVIEW CHART
God's Witnesses
Lesson 12



Let the children use different jewels or use jewel stickers for each question answered each week. After Lesson Review Session the Children can take their charts home.