

Star Awards

1. Know whose teachings the church is built upon. (Jesus)
2. Know who started the first church. (Jesus)

Craft idea: Allow the children to color and cut out craft page of the house on the rock and sand and put it together on construction paper.

Song: "The Wise Man built his house upon the Rock"

Scripture: "I will build my church" (Matthew 16:18)

Supply the children with building blocks and as they build their church and say the scripture with them.





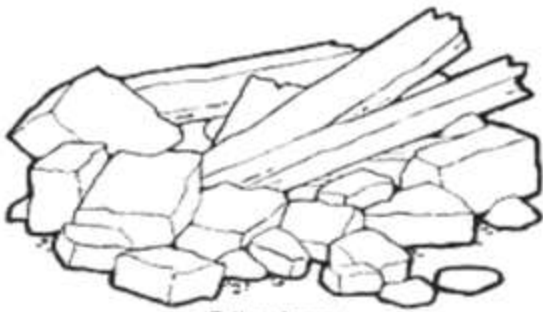
House



Wise man



Foolish man



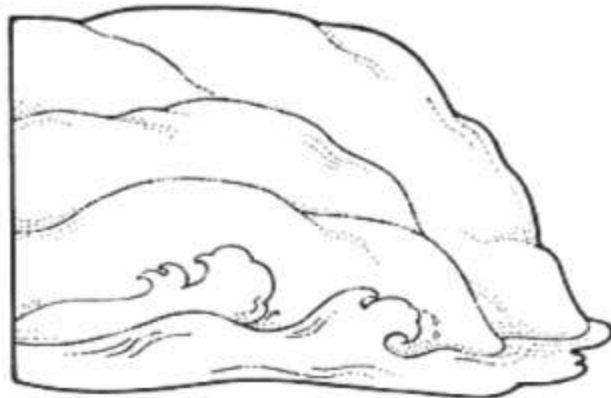
Fallen house



Storm: Rain, wind, floods



Rock hill



Sand hill

Ray 2 God's Workers Lesson 2

Star Awards:

1. Know who makes up the church family. (All the members of that church)
2. Know some things a church family can do together. (pray, sing, talk, laugh, eat, work, worship, and tell others about Jesus)

Scripture idea:

Tell the children to say the verse after you say things that the church family does together.

Example:

1. The church prays together (the children will say "We are labourors together with God").
2. Church sings together. Children say the scripture

Keep saying other things we do as a church until children know the verse.

Picture of a tree being cut



Picture of a tree being cut into lumber.



Picture of a pile of lumber



1 Corinthians 3:9

ARE	TOGETHER	LABOURERS
WE	WITH	GOD

S D O O Q Q L B I V
B S O D L S A Z O G
N S W F R T B O O O
O Y O B E A O Y N D
Q E R A L O U L C O
Z K C A R E R I L Z
T O G E T H E R F C
W E C V V C R C G R
W I T H S W S O T M
R B D Q A E U I G I

Star Award:

1. Know what the most important job of the church is. (telling others about Jesus)
2. Know what witness is. (telling others about Jesus)
3. Know ways we can witness. (tell others about Jesus and going to church)

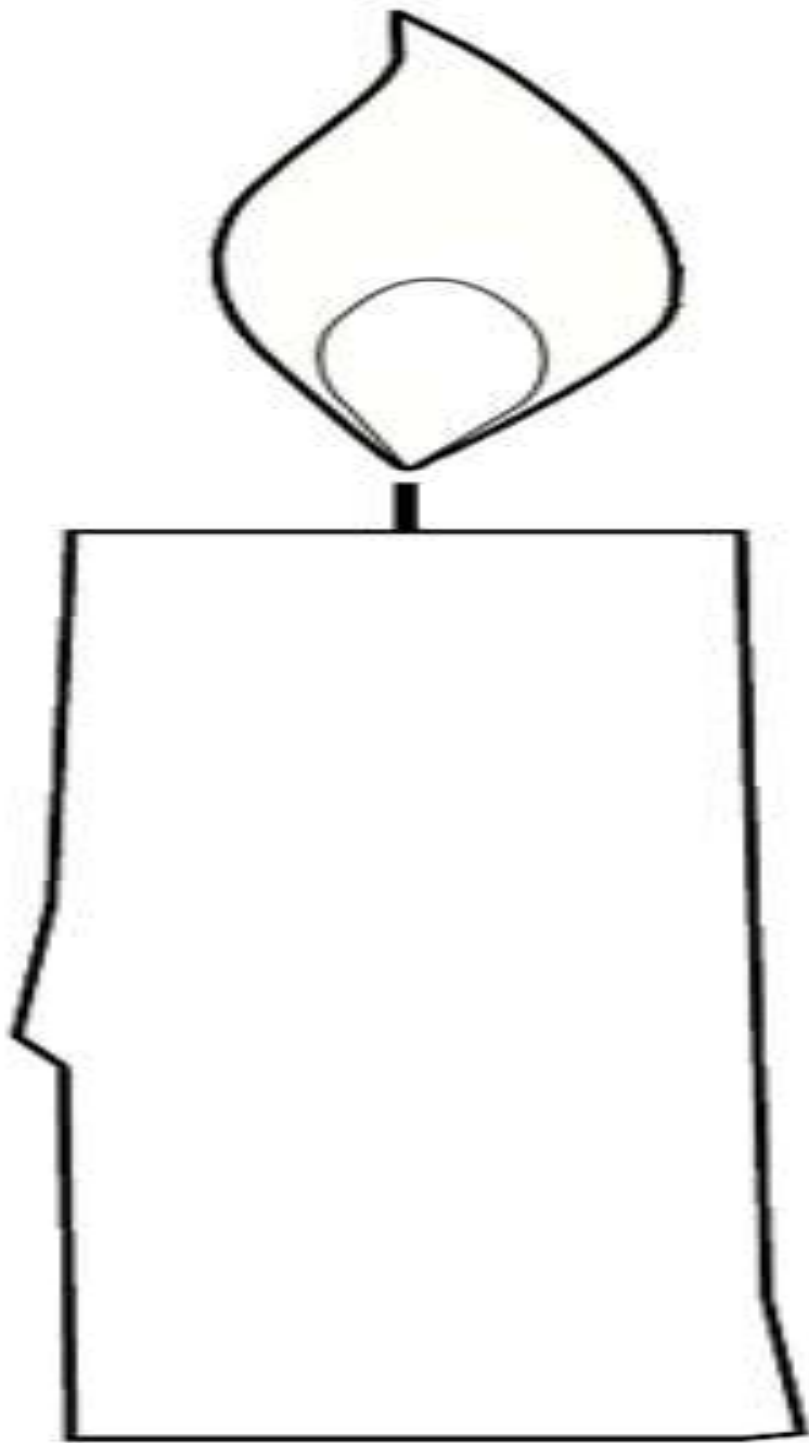
Craft idea: let the children color their candle and put their name on the line under the candle. They can color yellow rays on the flame and you can talk about ways we can let our light shine bright for Jesus.

- a. Obey our parents
- b. Sharing our toys.
- c. Be nice to someone.
- d. Show love
- e. Tell others of Jesus love and how he died on the cross for us.
- f. Praying for others.
- g. Read our Bible

When they are finished with their craft they can hold their candle up and take turns saying their scripture with their name in place of "ye".

Scripture idea: "Ye are the light of the world" Matthew 5:14

Allow the children to take turns holding a flashlight and turning it on as they say the scripture.



_____ is the light of the World.

Star Awards:

1. Know who can be a church worker? (any member of the church)
2. Know if we all can do the same job. (no)
3. Know who leads the church. (the pastor)
4. Know who helps the pastor. (the deacons)
5. Know where Peter and John met to have church. (houses of friends)



Visual of Barnabas
John with Jesus



Visual of Peter and
John with Jesus

Allow the children to cut the tiles out and glue on the empty tiles to reveal the scripture.

You may need to help some children. Some words are cut up to fit the tiles.

"WEABOELTOGETHEROD"HGWIT

RSERARE

Ray Year 2 God's workers Lesson 4

Ray Year 2 God's Worker Lesson 5


Star Awards:

1. Know the pastor of your church.
2. Know other church workers and tell what job they do in the church.
3. Know ways we can help our church right now. (pray for our leaders and helpers, tithe, clean up after yourself)

Scripture idea: Name some workers of the church and what they do and allow the children say the scripture.

Ex. The janitor cleans the bathroom (children will say, "We are labourers together with God" (1 Cor. 3:9) Keep saying the workers and the job they do until they know the scripture well enough.

We are labourers together with God” (1 Cor. 3:9)



Help the children find the church so they can labor together for God.

Ray Year 2 God's Worker Lesson 5

Ray Year 2 God's Workers Lesson 6

Star Award Review:

1. Know how we can be a witness for Jesus.
2. Know ways we can be a witness for Jesus.
3. Know what witness means. (telling others of Jesus)

Song: "This little light of mine"



Matthew 5:14

TEH

○	○	○
---	---	---

GIHLT

○	○	○	○	○
---	---	---	---	---

EY

○	○
---	---

WRDOL

○	○	○	○	○
---	---	---	---	---

RAE

○	○	○
---	---	---

FO

○	○
---	---

--	--

--	--	--

--	--	--

--	--	--	--	--

--	--

T	H	E
---	---	---

--	--	--	--	--

Unscramble each of the clue words.

Take the letters that appear in

○

 boxes and unscramble them for the final message.

Star Awards:

1. Know ways we can worship.(singing, giving, praying, reading the Bible)
2. Know the name of your pastor.

Scripture idea: "Praise ye the Lord" (Psalm 150:1)

Sing the song Praise ye the Lord.

Hal- le - lu. Hal - le - lu, Hal- le - lu. Hal - le - lu - jah

Praise Ye the Lord

Hal- le - lu. Hal - le - lu, Hal- le - lu. Hal - le - lu - jah

Praise Ye the Lord

Praise Ye the Lord, Hal le lu jah

Praise Ye the Lord, Hal le lu jah

Praise Ye the Lord, Hal le lu jah

Praise Ye the Lord.

Extra visual:



I WAS GLAD

I	THE	GLAD	WHEN	THEY
SAID	UNTO	ME	LET	US
GIVE	READ	GO	AND	PRAY
INTO	THE	HOUSE	OF	
LORD	WAS			

B J W O F G F T W C O U T D
X S T C F L T W H O U S E J
U Z H K C A H A W E U E N U
T D E H M D E S H L O R D N
P L Y A N D T H E G I V E T
R E A D Y G T N N S A I D O
A T Q Z W N C U M E Y M P I
Y S V I I N C S F J O Q J Y
E O Z U P C X B B K Z J F G
F T H R H G O P N M I N T O

1. Know how we talk to God. (praying)
2. Know when to talk to God. (anytime)
3. Know things we should include when we pray (thanking God for food, asking Him to forgive our sins, praising His name, asking for His care)

Scripture: "Teach us to pray" (Luke 11:1)

Gather the children around in a circle. Allow the children to toss a soft ball to each other while music is playing and when the music stops the one with the ball will bow his head and say the scripture.



noon



or Night time




Anytime

is the right time

To talk to our Father up

And Thank Him for



above
love.

Ray Year 2 God's Workers Lesson 8

Ray Year 2 God's Workers Lesson 9

Star Awards:

1. Know how we can pray. (Quietly with our heads bowed)

Scripture idea: (Matthew 6:9-13)

Bean Bag Toss Have the children sit in a circle on the floor (space permitting). Have the verse written on the board where the children can see it. Then have the children pass the bean bag to the child next to them, whoever is holding the bean bag says the next word of the verse. Lower grades may need help in the beginning by telling them ahead of time what their word will be. Upper grades will quickly catch on and be able to randomly toss the bean bag with each child saying the next word of the verse as they catch the bean bag.

Jesus teaches His disciples to pray.



Ray 2 God's Worker Lesson 10

Star Awards:

1. Know why we need to pray. (Thanking God for food, asking Him to forgive our sins, praising His name)
2. Know how we can pray. (Quietly with our heads bowed, out loud when we are asked to do it.)

Song idea: "When we Pray for Each Other" "To the tune of "The More We Get Together"

When we pray for each other
Each other, each other,
When we pray for each other
The stronger we'll be
Cause your prayers
and my prayers,
together make great prayers
When we pray for each other
The stronger we'll be
The more we love each other
Each other, each other
The more we love each other
The happier we'll be
Cause your love
And my love,
Together is God's love
The more we love each other
The happier we'll be

Scripture idea: "Matthew 6:9-13" Use the visual card from lesson 9 activity cut it out and play the memory game.



Extra visual

Matthew 6:9

D W G B A L W N M L
N E K M I W E M N V
S A W G R V R Y H T
E J M O A G E Y T X
F U K E L T H M Q D
Y X H A O L T A I T
H J R E B O A G Z Y
C T G Y N U F H D Y
W H I C H R M K O Z
Y H W C N A O P O O

ART
HEAVEN
THY

FATHER
NAME
WHICH

HALLOWED
OUR

Star Awards:

3. Know why we need to pray. (Thanking God for food, asking Him to forgive our sins, praising His name)
4. Know how we can pray. (Quietly with our heads bowed, out loud when we are asked to do it.)

Song idea: "When we Pray for Each Other" "To the tune of "The More We Get Together"

When we pray for each other
Each other, each other,
When we pray for each other
The stronger we'll be
Cause your prayers
and my prayers,
together make great prayers
When we pray for each other
The stronger we'll be
The more we love each other
Each other, each other
The more we love each other
The happier we'll be
Cause your love
And my love,
Together is God's love
The more we love each other
The happier we'll be

Scripture idea: "Matthew 6:9-13" Use the visual card from lesson 9 activity cut it out and play the memory game.



Extra visual

LUKE 22:19

Ray 2 God's Worker Lesson 11

Star Awards:

1. Know who baptized Jesus. (John)
2. Know why Jesus was baptized. (to show His people what He wanted them to do.)

Ray 2 God's Worker Lesson 11



REMEMBRANCE THIS

ME DO IN OF

O R H S B D Z S R M X T L L
Q R J F G M E Z G K G U N E
D H G W G M Q A B I V G T N
B C C C O O W H I N S V T W
W J P V P I L W D R Y T D G
A Q Y J N P W S Q Y C A S C
L O R M O W T G B E W D L I
E G D Y E W W I X T L C A B
F W F R X T F D V O N J O F
P T O G V E X M S K T H I S
Q L L Y C C V N A Y K O T Z
R E M E M B R A N C E B C K
C A B S V D N L X S A U Q C
L D R E R O Q P V R K B M

Ray 2 God's Worker Lesson 12

Star Awards:

1. Know who Jesus had the last supper with. (his disciples)
2. Know what the bread showed. (body of Jesus)
3. Know what the blood showed. (blood of Jesus)

Ray Year

Extra visuals



1. Know what the bread showed. (Jesus' body on the cross)
2. Know what the juice showed. (The blood Jesus shed)

Part 2 God's Workers Lesson 12

Star Awards:

3. Know who Jesus had the last supper with. (His disciples)
4. Know what the bread showed. (Jesus' body on the cross)
5. Know what the juice showed. (The blood Jesus shed)