

Star Awards –

1. Know what God’s special book is called. (Bible)
2. Know men who wrote the Bible. (Moses, John)
3. Know who our Rock is. (Jesus)
4. Know why Jesus is called our Rock. (He is strong and solid)

Song:

“The Bible is God's Word”

To the tune of "The Farmer in the Dell"

The Bible is God's Word

The Bible is God's Word

It tells us God loves us

The Bible is God's Word

The Bible is God's Word

The Bible is God's Word

I like to hear God's Word

The Bible is God's Word

The Bible is God's Word

The Bible is God's Word

I like to learn God's Word

The Bible is God's Word

Scripture: (Psalm 119:160) “Thy word is true”

Give each child a bible and each time you say the memory verse together the children will raise their bible.

If you do not have enough bibles let one child hold the bible and take turns till each child has at least one turn or the children know the verse well enough to say on their own.



A Rock on Patmos Island



A trail that leads to Patmos Island

THY WORD IS TRŒ



**The Gospels were written so you can believe
that Jesus is the Christ, God's Son.**

From John 20:31

PSALM 119:160

Ray Year 2 God's Word Lesson 1

Ray Year Two--God's Word--- Lesson 2

Star Awards---

1. Know who our Good Shepherd is. (Jesus)
2. Know that Jesus is real and the Bible is true.
3. Know things we can pray for when we pray for other people. (health, jobs, salvation, problems)

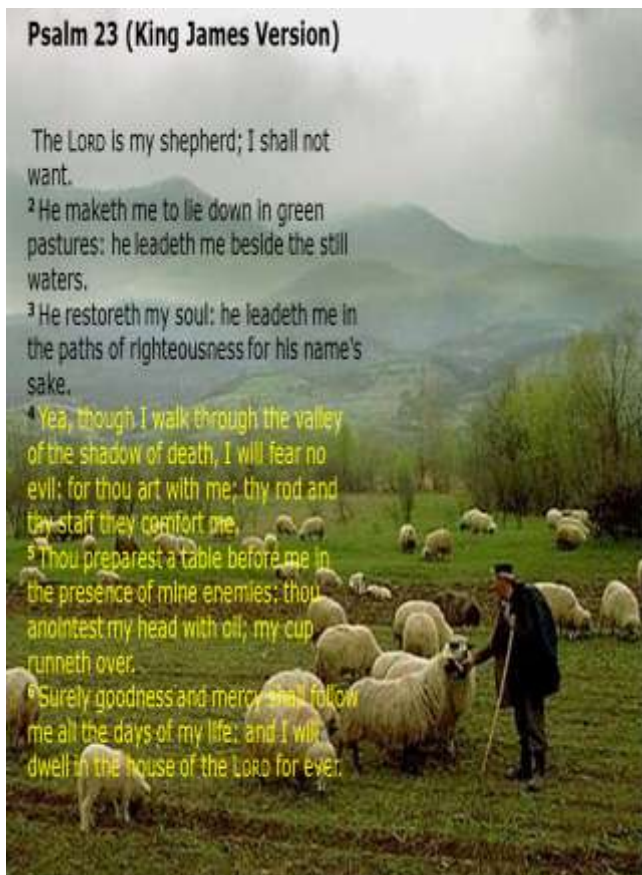
Song: **"The Lord's My Shepherd"**

Bible verse: Psalm (119:160) "Thy word is true"

Play a sheep game: Allow the children to get on the floor and act like sheep.


Blind fold one of the children and when he touches one of the sheep that sheep gets to be blind folded.

Let the child that gets blindfolded say the scripture.



Pictures of Shepards taking care of his sheep.

“THY WORD IS TRŌE” PSALM 119:116



Ray Year Two—God's Word—Lesson 3

Star Awards

1. Know what a scroll is.
2. Know who gave us our Bible. (God)
3. Know what we should do with our Bible. (read it)

Song: "The Shrink and grow song"
To the tune of "Fishers of Men"

Bible verse: (Psalm 119:160)

Give each child a bible and each time you say the memory verse together the children will raise their bible. If you do not have enough bibles let one child hold the bible and take turns till each child has at least one turn or the children know the verse well enough to say on their own.



Picture of a scroll



A picture of a golden calf (an idol).



THY
WORD
IS
TRUE



PSALMS
119:160



God's word 2 Lesson 3

Ray Year Two—God's Word—Lesson 4

Star Awards

1. Know that God is with us and take cares of us.
2. Allow children to respond how God takes care of them.
3. Allow the children to tell in their own words what happened to Paul on the ship.

Song: "What time I am Afraid I will trust in thee"

Scripture idea:

Ask these questions and let the children answer with the bible verse. Isaiah 43:5 "Fear not for I am with thee". This is just a few questions, you can come up with some on your own.

1. When I get scared at night I can say?
2. When I fall off my bike I can say?
3. When I am lonely and sad I can say?
4. When no one will play with me I can say?



ISAIAH 43:5

NOT FEAR I WITH AM
THEE FOR

C O J Z P L N S T A
C Y J L S M N Q H T
W U B N G P G F E C
C V W I P M M E E B
T N B D D J B A M E
F O C R N R E R H P
O T H H X U I T G E
R D D M A E N B S U
W I T H M K U I S P
J U Q O S I J C Y

Ray Year Two-God's Word-Lesson 5

Star Awards

1. Know that Jesus is our most important friend.
2. Know how we can show love to Jesus? (By loving others)
3. Know that Jesus is never too busy for His children.

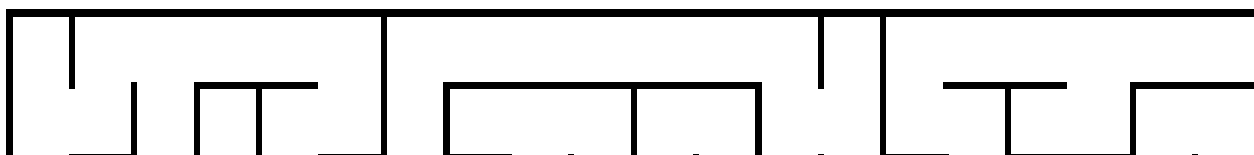
Song: "Jesus Loves the Little Children"

Scripture idea: "Love thy neighbor as thyself" (Matthew 19:19) Allow the children stand in a circle and as they say the scripture let them point to the person next to them when they say neighbor and point to themselves when they say thyself.



“Love thy neighbor as thyself” (Matthew 19:19)

Help the children of the world find Jesus.





Jesus

All the children of the world need Jesus.

Ray Year 2 God's Word Lesson 5

Ray Year Two- God's Word – Lesson 6

Star Awards –

1. Know who climbed up in a tree to see Jesus.
2. Know ways we can be kind to others.

Scripture idea: "Love thy neighbor as thyself" Matthew 19:19

Concentration

Read a Bible verse aloud together several times and then play Concentration. Print each word of the Bible verse on a separate piece of same-sized paper (i.e., all 3x5 cards or 8-1/2 x 11 sheets of cardstock). Make sure the kids can't see through the back of the paper to read the word on the other side. Make two sets. Mix the two sets of words together and then lay them out in rows to create a grid on the floor. Have students take turns flipping over two words at a time, attempting to find a match. If the two words don't match, have the student turn them back over in their original spots on the grid. If they do match, have the student remove the words from the grid and place them one on top of the other off to the side, where the verse can be constructed as the word pairs are found. After a student finds a match, you can either let him/her have another turn (as in traditional Concentration) or have the turn pass to another student. Continue until all matches have been found and the verse is complete.



MATTHEW 19:19

| | | | | |
|-----|------|----|----------|---------|
| THY | LOVE | AS | NEIGHBOR | THYSELF |
|-----|------|----|----------|---------|

F K L O V E H E L V
T H Y S E L F F H I
T D W N Y H Q B K A
H N E I G H B O R S
Y O P Z Y L W U T G
Q N A O E Y M Y J I
U P Y U W H Z A A N
D J W Z X D X S S B
H P D O D D D A X L
I F P T O T M P P Z

Ray Year 2 God's Word Lesson 6

Ray Year Two – God's Word – Lesson 7


Star Awards

1. Know what a friend is.
2. Know who had a friend that gave him a room.

Scripture idea

"Love thy neighbor as thyself" (Matthew 19:19)

Have children stand in a circle and as they toss a soft ball back and forth they are to say the scripture.



Ray Year Two – God’s Word – Lesson 8


Star Awards:

1. Know what Paul’s friends did for him.
2. Know how Paul escaped.

Song: “Fruit of the Spirit” Galatians 5:22-23

Scripture idea: “Love thy neighbor as thyself” Matthew 19:19

Musical Memory Verse Ball Game: Start the music and have the children “pass” the ball around a circle or the classroom (a good rule to mention is, “no throwing the ball”). When the music stops, the child with the ball gets to say the verse or choose someone else to say the verse for them. Continue until all have had an opportunity to say the verse on their own.



Ray Year Two – God’s Word Lesson 9

Star Awards

1. Know who told Naaman about God?
2. Know what Naaman had to do to get well?
3. Know two ways we can help a friend.
4. Know how we can show God we love Him


Scripture idea: “Love thy neighbor as thyself”

Green Light – Yellow Light – Red Light- The teacher will need one set of three paper plates to make a “Green Light”, “Yellow Light”, and “Red Light”. Give each student a plain paper plate that will become their “steering wheel”. When teacher holds up and announces “Green Light”, the children walk around the room and pretend to drive (no speeding!); “Yellow Light” . . . drive very slowly and prepare to stop; “Red Light” . . . stop and the entire class recites the verse together. Repeat, repeat, repeat!



Ray Year 2 God's word Lesson 9

Help Naaman find the Jordan River



Star Awards

1. Know the two most important rules God gave us.
2. Know two ways you can be a friend and show others that you love them.

Scripture idea:

Candy/Sticker Surprise: Have a box with a lid (not too big) with candy and/or stickers inside. Ask the children to pass the box around the circle. Each child says the next word of the memory verse as they are passing the box. The child holding the box at the end of the verse gets to open the box, take a treat and then return to their seat. Repeat until all have received a treat.





LOVE THY NEIGHBOR AS THYSELF. Matthew 19:19

Ray year 2 God's word lesson 10

Ray Year 2 God's Word Lesson 11

Star Awards

1. Know which two of Jesus' helpers wanted to be most important. (James and John)
2. Know where they wanted to sit. (by Jesus)

3. Know how we can be special. (helping others)
4. Know ways we can help others. (answers varies)

Scripture idea: "Love thy neighbor as thyself" Matthew 19:19

Bean Bag Toss Have the children sit in a circle on the floor (space permitting). Have the verse written on the board where the children can see it. Then have the children pass the bean bag to the child next to them, whoever is holding the bean bag says the next word of the verse. Lower grades may need help in the beginning by telling them ahead of time what their word will be. Upper grades will quickly catch on and be able to randomly toss the bean bag with each child saying the next word of the verse as they catch the bean bag.



Ray Year 2 God's word Lesson 12

Star Awards

1. Know who the girl was that watered the camel and gave the servant a drink. (Rebekah)
2. Know what else the girl shared with the servant. (food and a place to stay)
3. Know things you can share.

Scripture idea: "Love thy neighbor as thyself" Matthew 19:19

Surprise Box: Decorate a box or container with an opening in top (large enough for your hand to freely move in and out with the memory verse words). Write each word of the memory verse on separate sheets of construction paper. Place them in order in the front of the class. Have the entire class say the verse a few times with all the words, then ask for a volunteer to take away a word and put it in the “Surprise Box”. Ask the class if they can say the verse with the missing word. Continue until all words are in the box. Then ask for volunteers to pick one word out of the box and see if they can put it back, continuing until the verse has been reconstructed.

“LOVE THY NEIGHBOR AS THYSELF” (MATTHEW 19:19)





